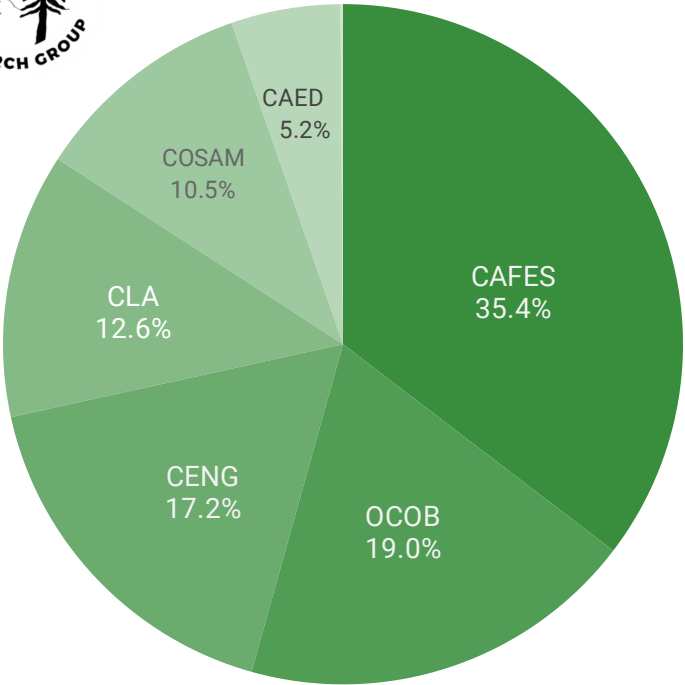


Cal Poly Sustainability Literacy Assessment

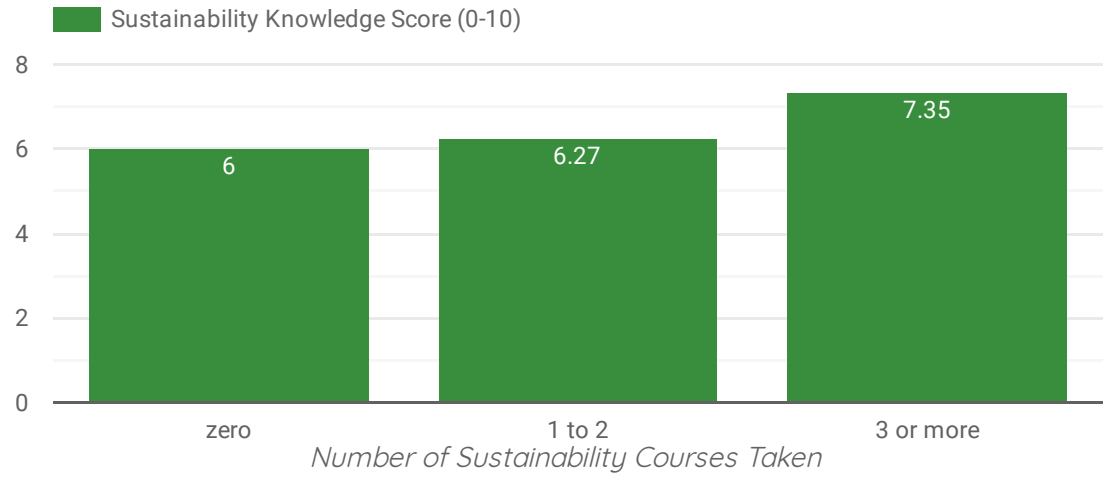
Overall Summary Report of Sustainability Education Survey Results



Students answered 10 questions to assess their knowledge of environmental, social, and economic aspects of sustainability. A student's "Sustainability Knowledge Score" ranges from 0 to 10 and represents the number of correct answers to the 10 survey questions.

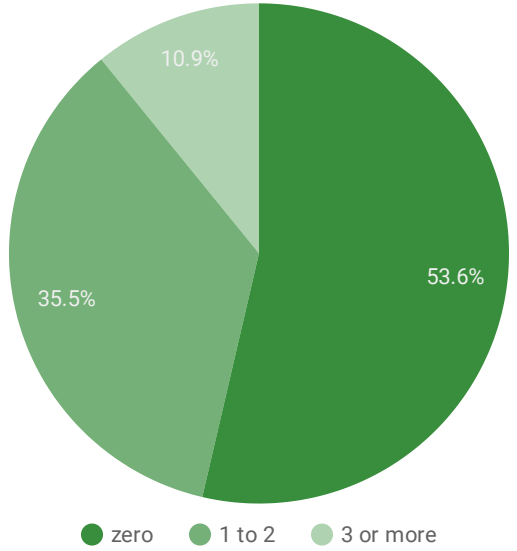


% Participants From Each College



Fall Quarter 2018 | Sample Size 867 | Sustainability Knowledge Score 6.424/10 | SUSCAT Courses 160

Sustainability Knowledge by College



Self-Reported Number of Sustainability Courses Taken

"What are some ways to infuse sustainability education in the classroom at Cal Poly? (choose up to 3)" Response Count

- Integrate sustainability topics into already existing classes: 553
- Make sustainability a GE requirement: 432
- Advise how sustainability education relates to career opportunities: 340
- Better marketing of sustainability classes: 268
- The University should make it a priority by allocating more funds to sustainability education: 234
- Add first year sustainability education opportunities: 214
- Offer more sustainability classes in major: 197
- Professors should allocate more time to sustainability education: 136
- I don't think we should make sustainability education more accessible: 36